TUTO PETIT SAC « FLEURS OUVRAGEES »

1 -



Papier cartonné de 20.3cm x 10.5cm ou 8’ x 4 1/8

Marquer les plis à 8.2cm (3 ¼) à 12cm (4 ¾)

2 -



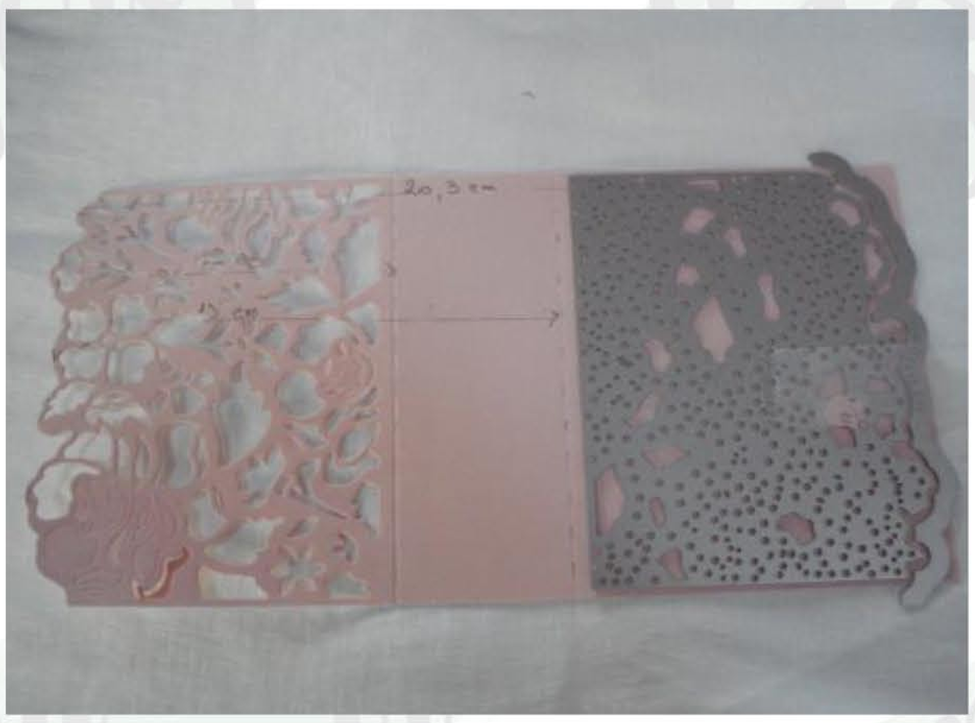

Faire les découpes en laissant un petit espace le long de la ligne de pliure.

3 –

Plier et mettre un joli ruban